











## 2012 Presidential Preference Primary Mock Election Results

Voters: 5,687 Total

Report Generated: 2/03/2012 11:32 AM

### Republican Candidates for President

	Name	Party	Votes
	 Mitt Romney	n/a	1,712 (30.2%)
	 Ron Paul	n/a	1,426 (25.15%)
	 Rick Santorum	n/a	760 (13.41%)
	 Newt Gingrich	n/a	726 (12.81%)
	 Michele Bachmann	n/a	472 (8.33%)
	 Herman Cain	n/a	271 (4.78%)
	 Rick Perry	n/a	153 (2.7%)
	 Jon Huntsman	n/a	76 (1.34%)
	 Gary Johnson	n/a	73 (1.29%)